




Market Overview

	Current Period	Year-to-Date
Beginning Market Value	12/01/2021 57,114.00	01/01/2021 0.00
Income		
Dividends	0.84	8.64
Net Contributions/Distributions		
Receipts	57,106.20	387,047.12
Disbursements		(272,834.72)
Change in Market Value	0.00	0.00
Ending Market Value	114,221.04	114,221.04

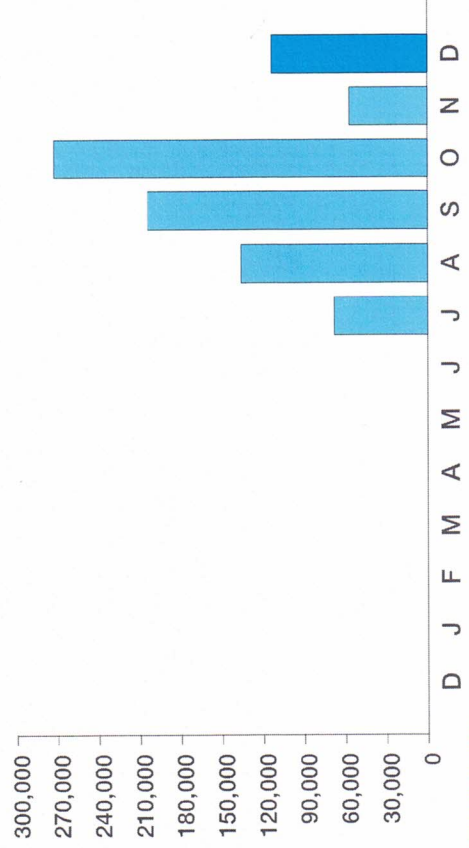
Capital Gains

	Current Period	Year-to-Date
Short-term Capital Gain / (Loss)	0.00	0.00
Long-term Capital Gain / (Loss)	0.00	0.00

Asset Allocation

 Money Markets and Cash	Account Value Percentage	Market Value
	100%	\$114,221
	100%	\$114,221

Historical Value



0180272/4



Market Overview

	Current Period	Year-to-Date
Beginning Market Value	12/01/2021 44,584.01	01/01/2021 0.00
Income		
Dividends	0.66	13.75
Net Contributions/Distributions		
Receipts	44,570.91	554,871.62
Disbursements	0.00	(465,729.79)
Change in Market Value	0.00	0.00
Ending Market Value	89,155.58	89,155.58

Capital Gains

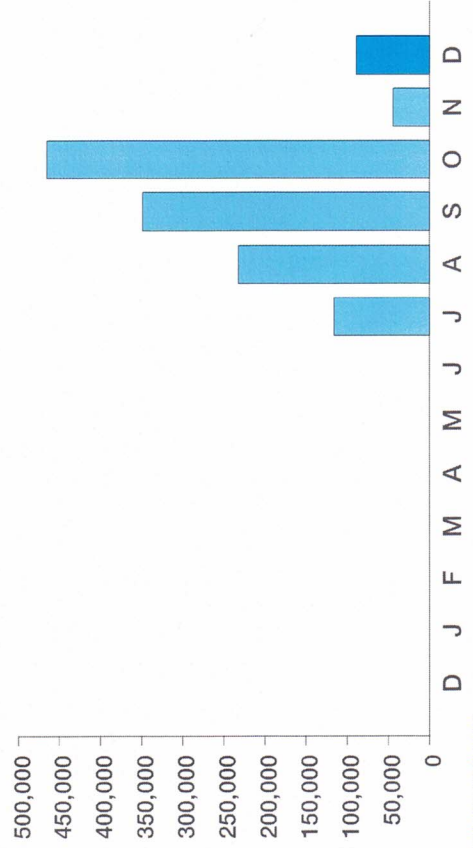
	Current Period	Year-to-Date
Short-term Capital Gain / (Loss)	0.00	0.00
Long-term Capital Gain / (Loss)	0.00	0.00

Asset Allocation

Money Markets and Cash

Account Value Percentage	Market Value
100%	\$89,156
100%	\$89,156

Historical Value





Market Overview

Asset Allocation

	Current Period	Year-to-Date
Beginning Market Value	0.00	0.00
Change in Market Value	0.00	0.00
Ending Market Value	0.00	0.00

Capital Gains

	Current Period	Year-to-Date
Short-term Capital Gain / (Loss)	0.00	0.00
Long-term Capital Gain / (Loss)	0.00	0.00

Account Value Percentage	Market Value
0%	\$0

Historical Value



D J F M A M J J A S O N D



018029 2/3



Market Overview

	Current Period	Year-to-Date
Beginning Market Value	12/01/2021 113,202.25	01/01/2021 0.00
Income		
Dividends	1.67	18.95
Net Contributions/Distributions		
Receipts		265,474.47
Disbursements		(145,289.50)
Expenses/Fees		(7,000.00)
Change in Market Value	0.00	0.00
Ending Market Value	113,203.92	113,203.92

Money Markets and Cash

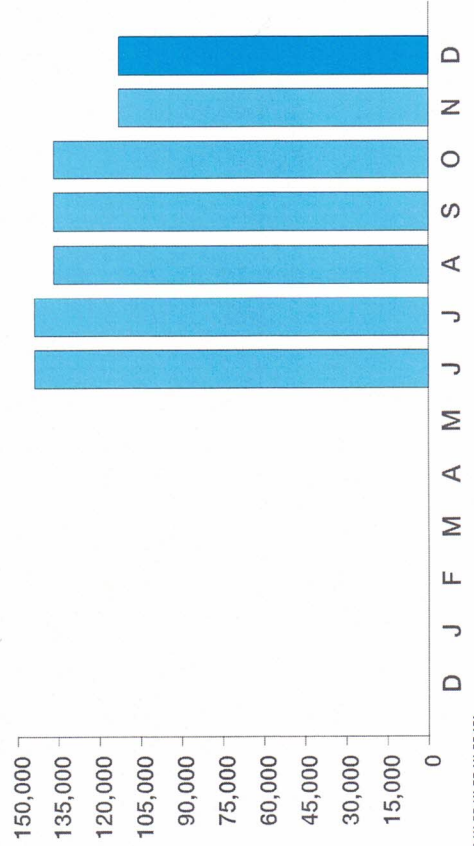
Account Value	Percentage	Market Value
	100%	\$113,204
	100%	\$113,204

Capital Gains

	Current Period	Year-to-Date
Short-term Capital Gain / (Loss)	0.00	0.00
Long-term Capital Gain / (Loss)	0.00	0.00

Asset Allocation

Historical Value



018030 2/4