



# Jefferson Academy Secondary School Parent Survey Spring 2024

2024 respondents: 99

2023 respondents: 90

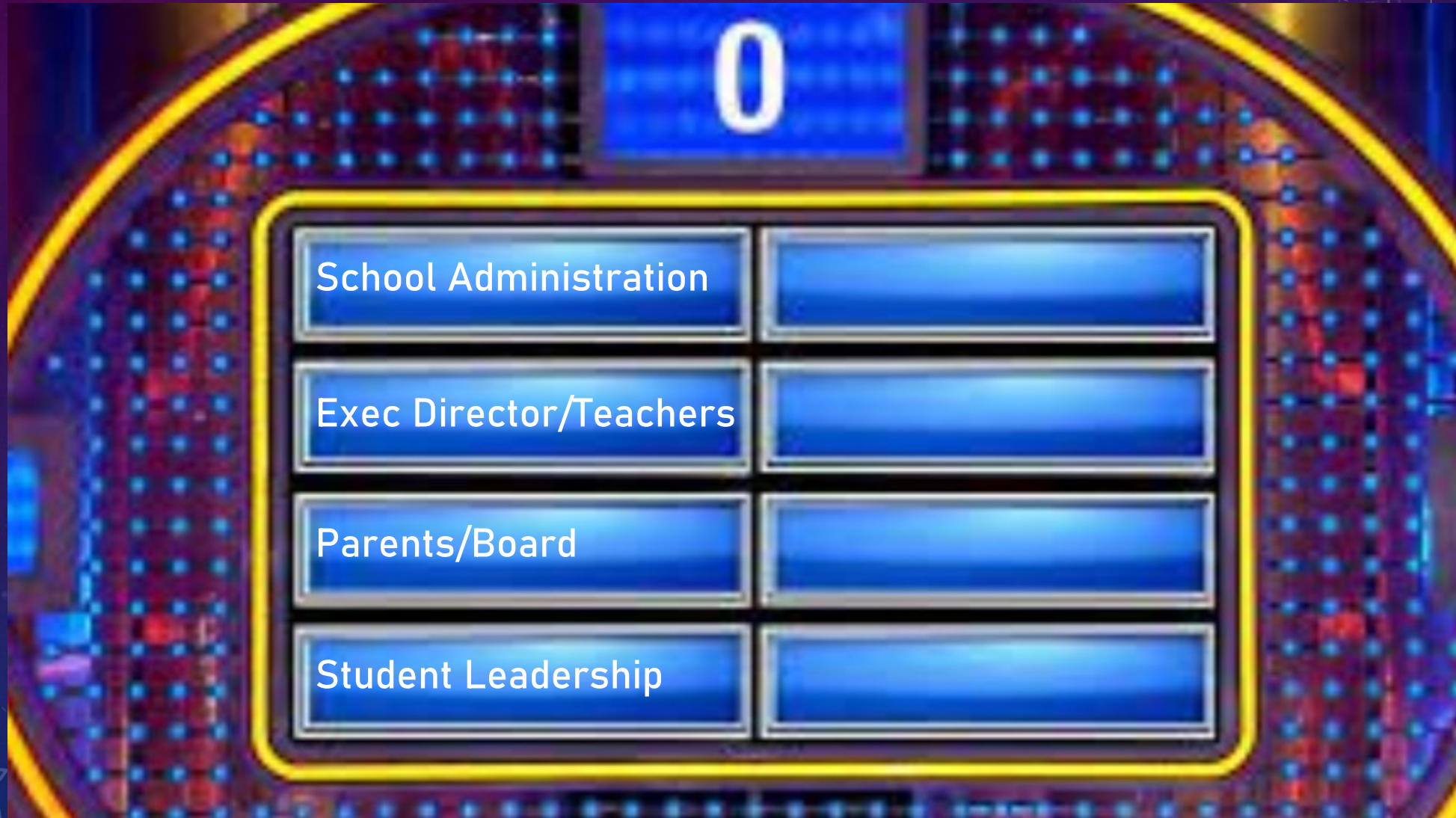
# TL;DR (aka the EXEC SUMMARY)

Across 3 surveys (Elementary, Secondary and Summit Westminster) takeaways:

- JA is full of bright spots – which is the people. How teachers, staff, and admin show up for our students in big and little ways is what always shines through.
- Aligned calendars for Elementary + Secondary!!
- Curriculum scores high (82%-90%)
- Prepared for rigors of next grade: (80%-85%)
- Recommend JA (78-94%) – it does vary by campus; fairly consistent/campus
- All-Campus Community: 80% with 6.5 rating for Elementary and Secondary; 53% with 5.8 rating for Summit Westminster (this makes a lot of sense)
- Who is responsible for our community?



# TL;DR (aka the EXEC SUMMARY)



# TL;DR (aka the EXEC SUMMARY)

## Secondary Notes:

- Leadership – looking good! (Executive Director Tim Matlick up 11 pts, strong showing by new Principal Ryan Stadler)
- Most results were either UP or on par with prior years
- Student safety at 96%
- Constructive comments + Bright Spots highly recommend admin and executive director spending time to review in more detail and look at where we do more of what works and where we can strengthen.



# How satisfied are you with leadership from...



Highly Dissatisfied

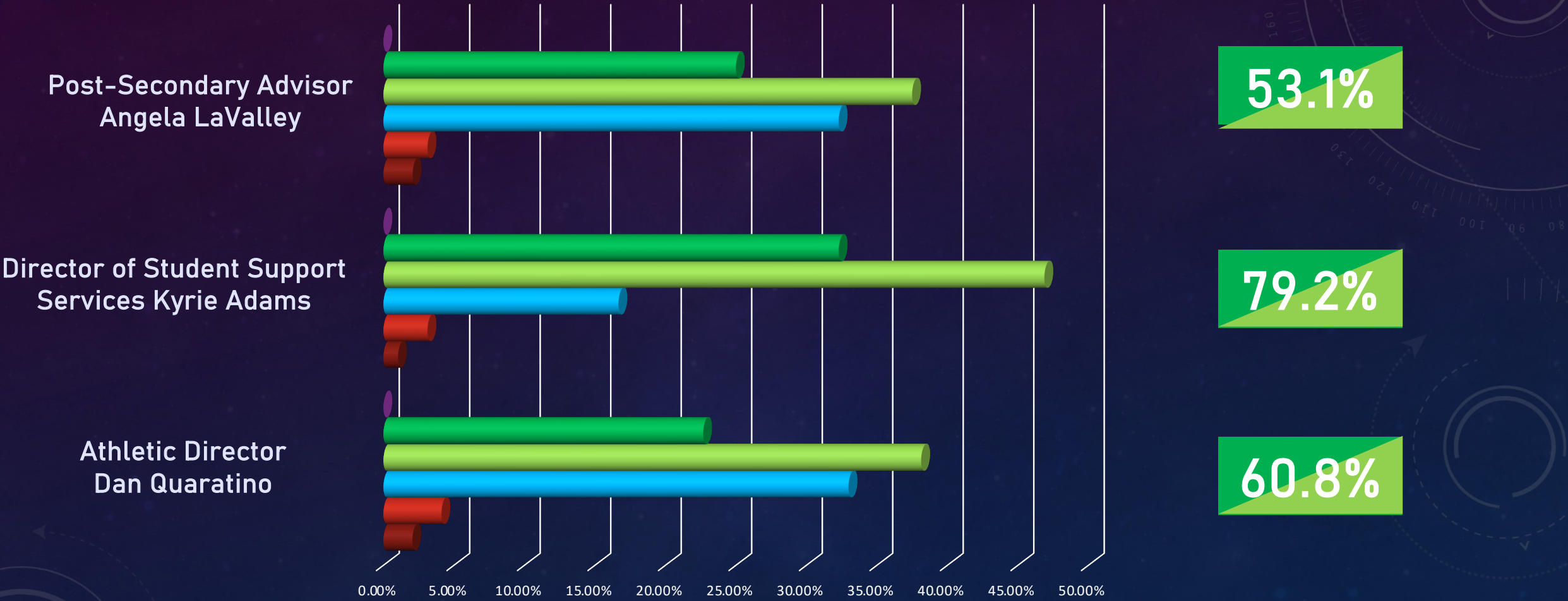
Dissatisfied

Neutral

Satisfied

Highly Satisfied

# How satisfied are you with leadership from...



Highly Dissatisfied

Dissatisfied

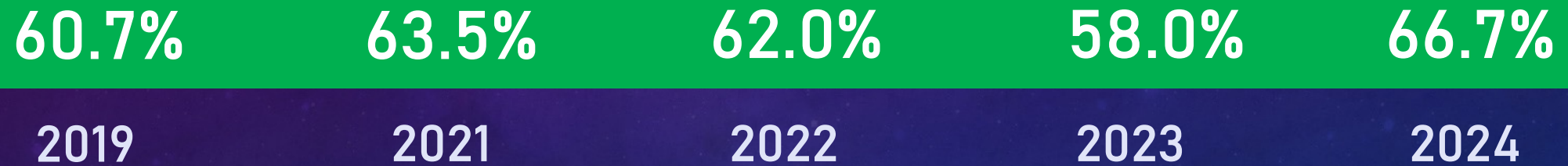
Neutral

Satisfied

Highly Satisfied

No Opinion

# How satisfied are you with leadership from the Board?



Numbers show satisfied + highly satisfied combined

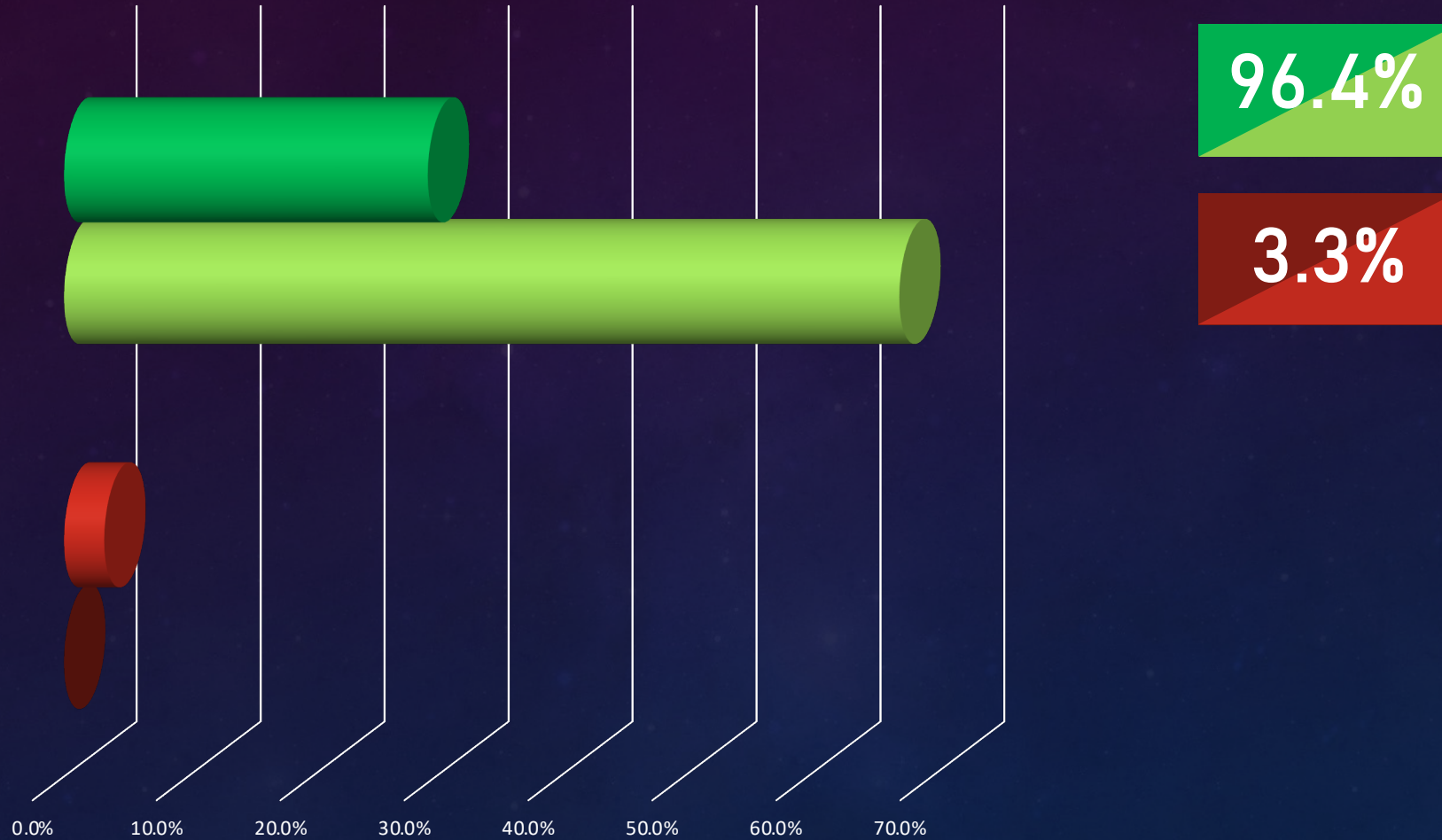


# Board Meeting Attendance

What has limited your ability to attend board meetings?	71 Answered (28 skipped)
Conflicts with work or family life	53
I don't think there is any value to my attendance	21
I am not interested in the board meetings	14
The meetings are too long	11
I am unaware of when the meetings take place	7
Lack of childcare	3
Other	3



# Extent Students are Feeling Safe



Not Safe At All

Not Safe

Safe

Very Safe

# Has your child experienced any unsafe situations in the following areas? (check all that apply)

Answered: 92  
Skipped: 7

<b>My child(ren) has not experienced any unsafe situations.</b>	<b>60</b>
Bullying – Verbal	17
Other	9
Diversity, Equity and Inclusivity Issues	7
Bullying – Physical	5
Parking Lot Safety	4
Building Safety and Security	1
Bullying – Cyber	1
Health	0

# What is your overall satisfaction with the curriculum and instruction at **Jefferson Academy Junior High (7-8)**?

Answered: 59  
Skipped: 43

73.3%

2019

84.4%

2021

77.3%

2022

85.4%

2023

80.4%

2024

Numbers show satisfied + highly satisfied combined



# What is your overall satisfaction with the curriculum and instruction at **Jefferson Academy High School (9-12)**?

Answered: 76  
Skipped: 31

82.2%

2019

82%

2021

89.7%

2022

79.6%

2023

82.4%

2024

Numbers show satisfied + highly satisfied combined

# To what extent do you feel comfortable that your student(s) is prepared for the rigors of the next grade level?

Answered: 92  
Skipped: 7

78.8%

2019

74.5%

2021

81.0%

2022

81.0%

2023

87.0%

2024

Numbers show satisfied + highly satisfied combined

# PARENT-TEACHER CONFERENCES

DID YOU ATTEND?

WHAT WAS YOUR OVERALL  
SATISFACTION?

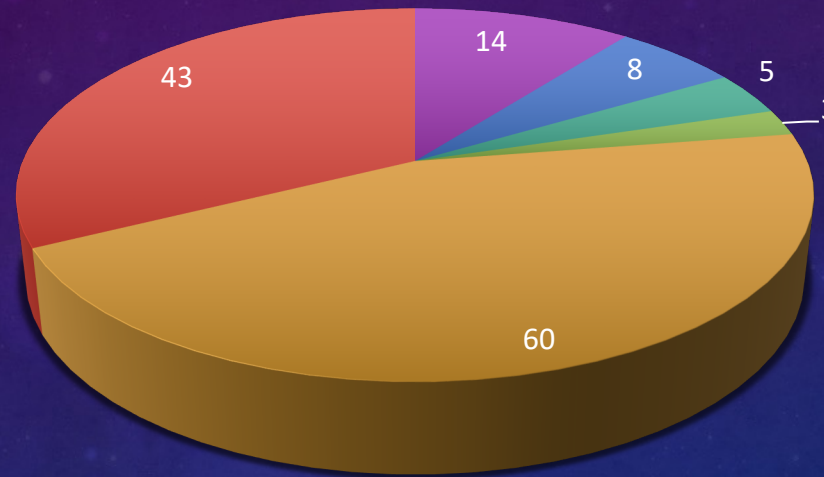
Due to snow storms, Parent-Teacher conferences were impacted.  
Data for 2024 unavailable (not able to amend survey before it was sent.)



# PARENT-TEACHER CONFERENCES

WHY DID YOU NOT ATTEND PARENT-TEACHER CONFERENCES? PLEASE SELECT ALL THAT APPLY.

Answered: 88  
Skipped: 11



- The times provided for conferences did not work with my schedule
- Zoom option was not offered
- I was unaware Parent-Teacher Conferences were occurring
- In years past, I have not found Parent-Teacher Conferences to be valuable
- I did not have any concerns and did not feel I needed to attend conferences
- My student is performing well. We took the time to spend the evening together as a family

# How likely is it that you would recommend Jefferson Academy to a friend or family?

Answered: 92  
Skipped: 7



Percentages  
combine agree and  
strongly agree

Highly Unlikely

Unlikely

Neutral

Likely

Highly Likely



# WHY/WHY NOT RECOMMEND?

Comments: 19  
Skipped: 80

- 7 comments regarding concerns on college prep and decline in academic rigor. (okay for in-state college, not prepped for top tier universities)
- 5 comments regarding fit and that JA isn't for every type of student.
- 3 comments about teachers (disengaged, unqualified).
- 2 comments regarding admin and need for more professional conduct particularly in front of students.
- Remaining comments were single statements around curriculum, grading, admin, safety, permission slips and student support.



# CONSTRUCTIVE COMMENTS

Comments: 45  
Skipped: 54

- Broader range of topics seen in 2024 vs 2023
- 10 curriculum (math every semester, jr high English, science, concerns on variances in expectations/prepping for next grade)
- 8 comments on teachers (improvements needed in instruction, classroom management, grading, student support)
- 6 comments on front staff and admin (be more welcoming, visible, and helpful)
- 5 comments on conferences and improving communication between teachers and parents
- 5 comments for electives (scheduling conflicts, offerings, instruction level)
- 4 comments on clubs (more offerings please!)
- 2 comments per: Board, DEI, permission slips, homework, ALP.
- Remaining comments mentioned concurrent enrollment, tech, calendar alignment (achieved!), fees, addition of Coal Creek Canyon

# To what extent do you agree that a strong all-campus community is central to JA's mission and vision?



Percentages combine agree and strongly agree

Strongly Disagree

Disagree

Neutral

Agree

Strongly Agree

On a scale of 1 – 10 (with 10 as the strongest), how strong is the all-campus community at Jefferson Academy?

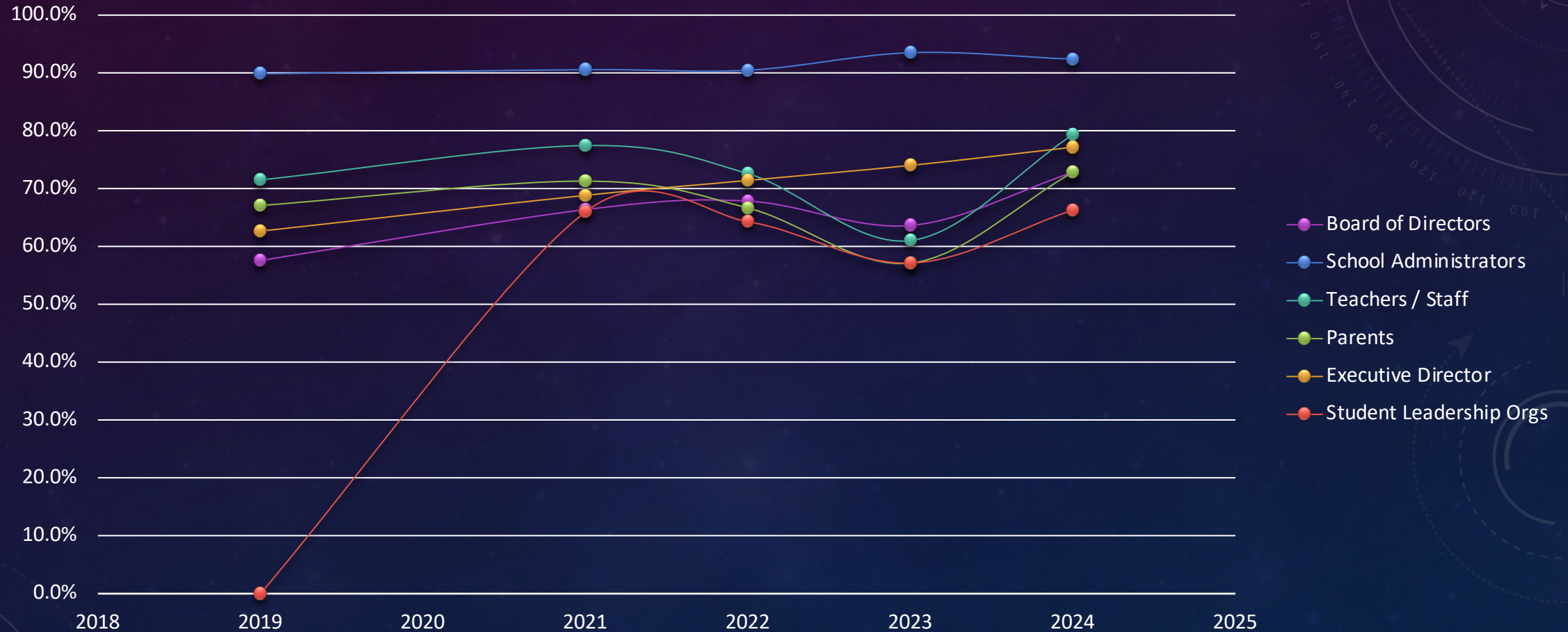




# Who do you believe is responsible for strengthening and maintaining an all-campus community at JA?

(Check all that apply)

## Multi Year Trend – who strengthens all-campus community



Student Leadership Organizations

Executive Director

Parents

Teachers / Staff

School Administrators

Board of Directors

# BRIGHT SPOTS

Comments: 46  
Skipped: 53

- 10 comments about community (events, clubs, students finding friends, older students support younger students, etc.)
- 14 comments on teachers (praise for those who connect and care about the students, good student support – even attending sporting events)
- 8 comments surrounding sports (some specific shoutouts for Mr. Q, comments crossed many sports offerings)
- 8 comments admin/staff (usually for good and fast communication, support)
- 4 comments were non-specific/overall positive
- Remaining single comments called out elective offerings, rigor, class size, surveys, senior internship, scheduling, calendar alignment.

**THANK YOU!!**